



More than products. A partnership.

LIQUID

Multifunctional liquid agent spreader

Liquid agent spreader, available with liquid agent tank capacity from 6000 to 16000 L.

Designed as a multifunctional device, LIQUID can also be used in the summer as a water tank or as a tank for cleaning and washing the roads.



Savings and extended spreading effect

Liquid spreading reduces the total consumption of salt and increases maximum spreading speed. It results in the reduction of operative costs, as well as environment and road infrastructure protection.

Spreading agents that can be used on roads include solutions of sodium, calcium or magnesium chloride or urea. Since liquids adhere to road surfaces better than dry or moist grains of salt, they can achieve much better road coverage. Also, liquid spreading prolongs the spreading effect, i.e. it increases residual salinity of the road after the spreading.

LIQUID consists of modular polyethylene tanks resistant to extreme weather conditions. The tanks can carry solutions of sodium, calcium or magnesium chloride, urea or other unconventional agents for liquid spreading. The tanks can be filled through the opening at the top or through the standard tubular hydrant connection at the rear end of the spreader. A visual indicator shows the level of liquid in the tanks. A built-in sensor automatically switches off the charging pump when the tanks are filled.

LIQUID's distribution system consists of a ramp with a system of nozzles with variable flow. It enables high precision of spreading when the vehicle moves at high speeds. LIQUID is equipped with two different types of nozzles, one of which is used for spreading immediately after the spreader, and the other for left and right lane spreading. They provide both wide spreading pattern and precise control of spreading asymmetry.

In addition to spreading liquids on roads, LIQUID can be used for de-icing traffic signs during winter and for the maintenance of hard to access areas by the side of roads with the use of a mounted manual jet washer.

Designed specifically as a multifunctional device, LIQUID can also be used in the summer as a water tank in combination with a front cleaner mounted on the vehicle. The LIQUID spreader base can also be used as a base for mounting the SV water tank.

With a functional design, high performance quality and low maintenance costs, LIQUID spreaders are a reliable multifunctional solution for winter and summer maintenance of traffic infrastructure.



WHY CHOOSE THE LIQUID SPREADER? ❖




✓ Proven and efficient spreading technology

Since liquids adhere to road surfaces better than dry or moist grains of salt, they can achieve much better road coverage. Also, liquid spreading prolongs the spreading effect, i.e. it increases residual salinity of the road after the spreading.



✓ Savings and environmental protection

Liquid spreading reduces the total consumption of salt and increases maximum spreading speed. It results in the reduction of operative costs, as well as environment and road infrastructure protection.



✓ Lowest cost of ownership


Ease of use and maintenance, robust design, high-quality materials, and hydraulic components produced by renowned manufacturers guarantee a safe investment in the LIQUID spreaders.

Proven durability, safety, efficiency, simplicity, and availability of service parts and post-sales support guarantee the lowest total cost of ownership of a spreader currently available on the market.



✓ Multifunctionality

LIQUID can also be used in the summer as a water tank in combination with a front cleaner mounted on the vehicle. The LIQUID spreader base can also be used as a base for mounting the SV water tank.



1 | Liquid agent tanks

The spreader consists of modular polyethylene tanks resistant to extreme weather conditions. They can be filled with a previously prepared solution of chloride (NaCl , MgCl_2), urea or eco-friendly agents for liquid spreading.

4 | Hand washer

Enables washing of hard-to-reach areas along the road (stairs, bus stops, etc.). It can also be used to defrost traffic signs and roadside posts. It uses liquid agent from the spreader as a spreading agent.

2 | Distribution system

Distribution system is made of a ramp with nozzles. Spraying width can be max 12 m, in one metre step. Ramp ensures high spreading precision, even at faster vehicle speed.

5 | Spreader control

Spreader is controlled via EPOS 10 or EPOS 30 control unit. The units are ergonomically shaped and simple to use. They enable the control of spreading parameters from the vehicle cab, without the need to look away from the road or distracting the driver while driving.

3 | Liquid agent delivery system

It is used to deliver liquid from the tank to the distribution system. The liquid agent first goes through the filters in the tank, then to the liquid agent pump. From there it is distributed to ramp with nozzles.

6 | Mounting system

LIQUID is quickly mounted and de-mounted off the vehicle with the help of storage legs, available in several variations (RO-RO or legs with lifting jacks).



Preparation of liquid spreading agent

To always have a sufficient amount of liquid prepared in the desired ratio, you need a device for quick and easy preparation of the liquid solution. MMS is RASCO's solution for the preparation, mixing and storage of liquid spreading agent.

MMS uses a high-flow pump that creates a strong vortex inside the container, which ensures quick dissolving of materials in water. It is available with capacities of 4 to 8 m³. Additional containers with capacities from 5000 to 50.000 L are available for storage of liquids.



Every spreader needs a vehicle

LIQUID spreaders can be mounted on almost any vehicle intended for winter maintenance. With easy mounting onto vehicles, there are also a variety of mounting options for the LIQUID spreader:

- Mounting on dump box
- Mounting on dump box balls
- Mounting directly on vehicle chassis
- Mounting on trailers
- Mounting on vehicles equipped with hooklift system

RASCO spreader safety

- ✓ Mounting the spreader on vehicles is performed according to strict safety standards and recommendations of the vehicle manufacturer.
- ✓ The spreaders can be quickly and easily mounted or de-mounted from vehicles.
- ✓ Multiple safety elements protect the user during spreader operation and maintenance.
- ✓ Spreaders are marked with light and reflective markings that ensure visibility of the winter service vehicle regardless of weather conditions.



Solution for vehicles with and without built-in hydraulic system



Vehicles with built-in hydraulic system

LIQUID spreaders can be powered using a built-in hydraulic system of the vehicle if it is designed according to the EN ISO 15431 standard.

If the hydraulic system of the vehicle is equipped with Load Sensing, the spreader must be equipped with a compatible hydraulic installation that is available as an option.



Vehicles without built-in hydraulic system

If the vehicle is not equipped with a hydraulic system, the LIQUID spreader can be powered using the highly reliable diesel-hydraulic power unit which is available as an option with the spreader. With this solution, the spreader becomes independent of the vehicle and can be easily and quickly moved to any carrier vehicle of sufficient capacity. In a particular edition, the diesel-hydraulic power unit mounted on the spreader can be used to power the front or side plough.



Intuitive and advanced control units

The work of all RASCO spreaders is controlled by EPOS control units. Their dedicated development by RASCO experts in cooperation with the users makes them a leading solution for spreading control and monitoring. The EPOS family of control units is the result of the knowledge and experience gathered in the quarter of century in over 40 markets where RASCO operates. The result is intuitive control units, easy to use, designed for controlling the spreader without taking your eyes off the road.

LIQUID spreaders can be controlled with EPOS 10 and EPOS 30 control units. EPOS 10 enables control of all spreader functions, and EPOS 30 adds the option of wireless connectivity, GPS automatic spreading, navigation, and front and side snow plough control.

The high reliability of compliance with the set parameters is achieved by using the system of feedback connections with the spreader's actuators, and the simple and rapid calibration system of the spreader ensures precision of spreading using different spreading materials.



Geolocation and navigation in the service of winter road maintenance

Geolocation of vehicles and navigation are standard functionalities that are used primarily for easier and faster navigation on the roads.

They can be used in the winter road maintenance service for faster, easier and more reliable maintenance of smooth traffic flow. Record the routes used by winter road maintenance vehicles once. Add spreading parameters to segments of recorded routes. After that, the winter road maintenance drivers must only follow the instructions of the navigation system, and adjusting of the spreading parameters is fully left to the EPOS 30 control unit according to the pre-set parameters.

	EPOS 10	30
Control of spreading quantity and width	•	•
Dry spreading	•	•
Wet spreading	•	•
Liquid spreading	•	•
Travel-dependant spreading	•	•
Adjustment of the spreading pattern asymmetry	•	•
Spreading control using feedback connections	•	•
Separate adjustment of left and right spreading width	•	•
Thermal camera	•	•
Automatic spreading using GPS location and predefined routes		•
Online & offline maps		•
Connectivity via Bluetooth and Wi-Fi		•
Compatibility with additional control units (e.g. for front/side snow plough)		•



Keep track of your winter service fleet of vehicles in real time

The current position of the spreader, spreading parameters settings, working hours, and historical movement and usage data are information that you need available at any time. RASCO spreaders are adapted for connecting with monitoring and tracking systems.

ARMS is RASCO's software solution for monitoring and tracking – an information and communication system for control, central monitoring, reporting and optimization of activities related to the maintenance of traffic infrastructure. Monitoring of working hours of people and machines as well as of the used resources (such as the used spreading salt, vehicle fuel etc.) in real time provides a unique possibility to quickly decide on potential saving methods. Unchangeable logs protect the user from responsibility by providing clear information on any taken action, while the reduced consumption of spreading material at the same time protects traffic infrastructure and its surroundings.

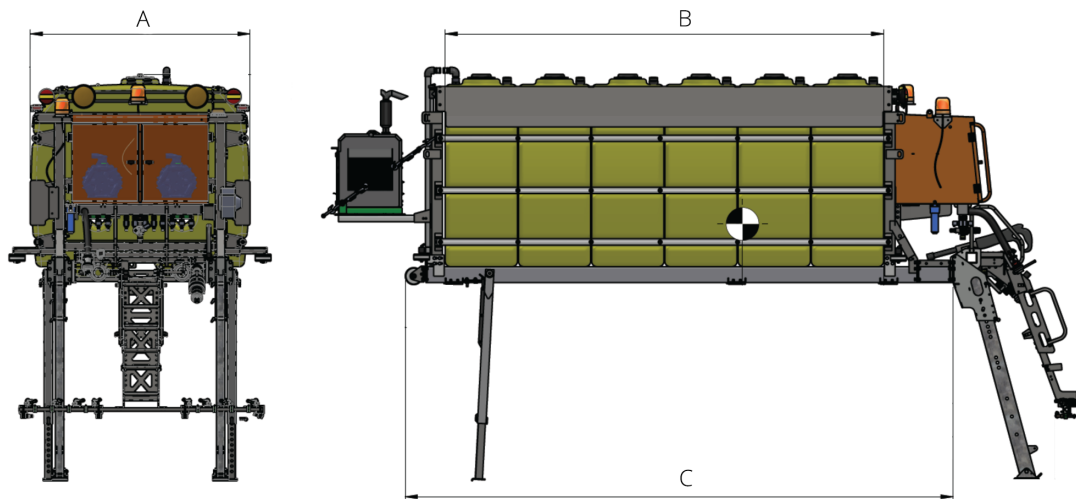
The system gathers information on device and vehicle usage in real time using a data mobile approach, standard in almost all countries of the world.

The application which collects information is placed in the “cloud” and is maintained by RASCO experts, which reduces operative costs and the need for system maintenance by users. The user can approach the system through a simple web interface from any computer.

ARMS can be integrated in a larger intelligent transportation system (ITS) or it can be connected to smaller systems such as RWIS (Road Weather Information System).



TECHNICAL CHARACTERISTICS



Model	Capacity	A	B	C	Spreading width
	L	Maximum device width	Liquid agent tanks length	Total spreader loading length	
			mm		m
6.0	6000	2070	2060	3070	2 ÷ 12 (10 – 200 ml)
8.0	8000		2750	3770	
10.0	10000		3440	4460	
12.0	12000		4130	5150	
14.0	14000		4820	5840	
16.0	16000		5510	6530	

CHOICE OF SPREADER EQUIPMENT

- Manual pressure washer with hose reel
- Variety of mounting options
- Liquid agent level sensor
- Emptying of the liquid agent using pumps on the spreader
- Liquid agent tanks protection
- Control units, sensors, cameras
- ARMS system
- Multiple spreader drive options
- Work lights and rotating lights
- Reflective marks
- Storage legs



RASCO d.o.o.
 Kolodvorska 120b
 HR - 48361 Kalinovac
 CROATIA

+385 48 883 112
 rasco@rasco.hr

RascoCompany
 Rasco_company

RascoTV
 RASCO d.o.o.