



Više od proizvoda. Partnerstvo.

FLEXIMA

Rear tractor crane mower for urban areas

FLEXIMA is a rear-mounted crane mower with 5-metre reach.
It is intended for mowing on the roadsides and next to the forest terrains.



Flexible and simple mowing solution

FLEXIMA is a rear tractor crane mower available in a crane arm configuration of 5 metres. FLEXIMA is intended for simpler mowing tasks, such as mowing grass, weeds, shrubs, and similar vegetation on next to the sidewalks or next to the forest terrains. FLEXIMA can be equipped with professional mowing heads or working tools intended for ditch cleaning or branch cutting.

The second crane arm on the mower is articulated, which allows the working head to move backwards when an obstacle is encountered, protects the device from damage and provides comfort to the user. FLEXIMA is installed on the rear tractor three-point hitch and can be easily mounted and de-mounted.

The mower is equipped with advanced intuitive crane arm control systems, located in the vehicle cabin. The control system, depending on user's preferences, can be selectively proportional (SelectMotion) or mechanically proportional (BaseMotion).

The crane arm relief system allows vertical tracking of the terrain, while the floating system adjusts the position of the working head to the surface. The oil cooler located next to the hydraulic power unit prevents overheating of the hydraulic oil and ensures uninterrupted operation during long-term mowing at high temperatures.

In the transport position, the mower is located at the rear of the vehicle and marked with light signals in accordance with legal regulations, which ensures safe participation in traffic. Easy and safe mounting and demounting quickly discharges the tractor for other purposes.



WHY CHOOSE FLEXIMA CRANE MOWER?



✓ Mowing efficiency

The advanced intuitive control system ensures easy operation of the crane arms and working tools, while the external oil cooler located next to the hydraulic power unit prevents the oil from overheating and ensures long-lasting and uninterrupted mowing.



✓ Flexibility for urban areas

FLEXIMA is an efficient and simple solution for mowing grass, small shrubs, and similar vegetation next to the sidewalks in populated areas. Articulated design of the second crane arm allows the working head to move backwards when it encounters an obstacle, which protects the machine from damage and ensures the comfort of mowing.



✓ Work faster

The FLEXIMA rear crane mower can be quickly mounted and dismounted on/off the tractor rear three-point hitch, which equips the tractor for the mowing season, or free it for other purposes.



✓ Lowest total cost of ownership

Unique surface protection system, ease of use and maintenance, robust design and high-quality materials guarantee a safe investment in the FLEXIMA mower.

Proven durability, safety, efficiency, and simplicity, as well as the availability of spare parts and after-sales support, guarantee the lowest total cost of ownership currently available on the market.



1 | Operation

The mower is equipped with an advanced and intuitive crane arm control system and working tools located in the vehicle cabin. The control system, depending on the users' preferences, can be selective proportional (SelectMotion) or mechanically proportional (BaseMotion). The control system provides complete control over the machine and enables safe and simple mowing.

7 | Swivelling mechanism

It consists of a hydraulic cylinder that allows the crane mower to quickly turn from transport to the working position. It is also a safety element when the working tool gets stuck on an obstacle.

2 | Hydraulic power unit

Used for powering of the working tool hydraulic engine and the hydraulic cylinders for operating the crane arms. It is driven via the cardan output of the tractor on which the mower is installed.

8 | Rear signalization

Enables a good visibility of the crane mower and the vehicle to which it is mounted and provides a high degree of safety for the user and all other traffic participants.

3 | Crane arms

Reliable and durable, they are made from high-quality steel, with a reach of 5 metres. They provide excellent work results and serve as a universal carrier for various work tools.

9 | Storage outside the season

Made easier using a supporting cart that enables simple mounting and demounting of the mower. The storage cart protects the mower and the surface on which it is stored from damage.



4 | Hydraulic oil cooler

Located next to the oil tank, it prevents the hydraulic oil from overheating and ensures long-lasting and uninterrupted operation, regardless of the outside temperatures.

5 | Mower mounting frame

Used for mounting a crane mower on the rear three-point hitch of the tractor.

6 | Crane mower relief system

Ensures adapting to the uneven terrains, while the 'floating' system adjusts the position of the working head to the surface. This reduces the load on the hydraulic and mechanical construction of the mower and extends the service life of the device.

10 | Working tools and attachments

They are easy to replace, and the wide selection between tools give each RASCO crane mower the possibility of working on different terrains and maintenance of different types of vegetation.



Intuitive control systems developed for the user

The basic control system of the FLEXIMA mower consists of a control unit with levers located in the tractor cabin.

The advanced control system consists of a joystick for crane arms and working tools operation, and a colour display with working commands for mower relief, floating position, and additional functions.

Depending on the terrain, which is being maintained, and user preferences, there are two control systems available:

BASEMOTION

Mechanical proportional control

Mechanical proportional control consists of a control unit with levers whose movement controls the crane arms or the mower's working tool, directly from the tractor cabin.



SELECTMOTION

Selective proportional control

Selective proportional control allows easy operation of the mower's crane arm and working tool on more demanding terrains. Each movement of the joystick results in the movement of one selected hydraulic cylinder. Therefore, moving the crane arms to the desired position requires more movement of the joystick.



Continuous work in all conditions

The crane mower is driven by a separate hydraulic unit driven by the power of the vehicle on which the mower is installed. A tandem gear pump is installed in the hydraulic unit, which guarantees the ideal performance of the FLEXIMA crane mower when mowing in populated areas, and for maintaining of the terrains along roads.

Cooling of the crane mower

The specially designed oil cooler prevents the hydraulic oil from overheating and ensures long-term and uninterrupted operation of the mower, regardless of outside temperatures.

MOWING HEADS AND WORKING TOOLS



TORNADO

TORNADO mowing heads are an ideal choice for maintaining smaller vegetation. They are designed to provide the possibility of using two types of blades for cutting vegetation of different thickness, with a diameter of 15 to 30 mm.

The rotor design and the blade selection make TORNADO the ideal choice for the maintenance of urban areas.



SRG

SRG are branch cutters designed for removing the tops of trees, as well as large and small vegetation up to 100 mm thick.



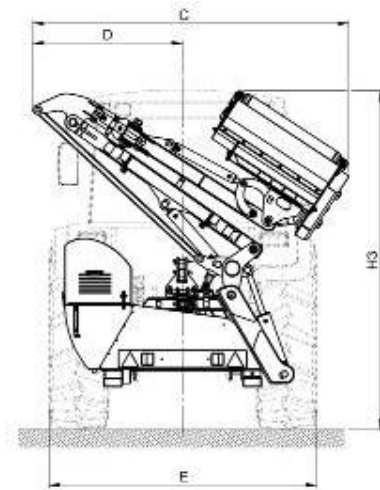
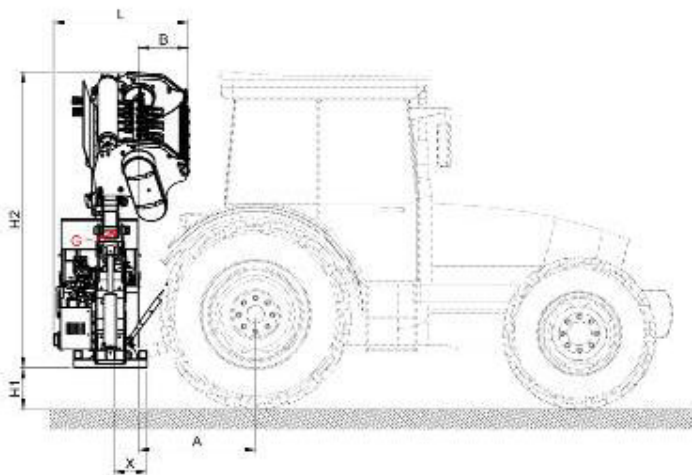
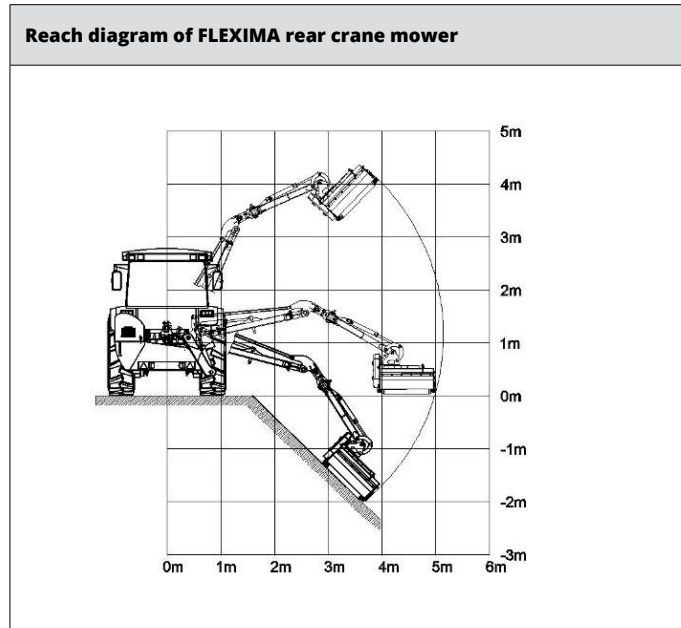
BM

BM is a brush designed for removing grass, dirt and leftover winter season spreading agent from roads.



KAN

KAN is a ditch cleaner, designed for cleaning and profiling ditches along roads.



FLEXIMA		5000
x	Distance of centre of mass from connecting point of hydraulic levers	130
A	Distance of the connecting point of hydraulic levers from the centre of the rear wheel	depends on tractor
B	Distance of the top of the working head from the connecting point of the levers	480
C	Total width of tractor and mower composition	2580
D	Distance of the top of the arm from the centre of the vehicle in transport position	1230
H1	Distance of the lowest point of the mower from the ground	min. 350
H2	Height of the mower in transport position	2400
H3	Total height of the tractor and mower composition in transport position	H1 + H2
L	Length of the mower in transport position	1100
	Working range from the middle of the vehicle	5100



RASCO d.o.o.
 Kolodvorska 120b
 HR - 48361 Kalinovac
 CROATIA

+385 48 883 112
 rasco@rasco.hr

RascoCompany
 Rasco_company

RascoTV
 RASCO d.o.o.